

# MERCATOR ikuü

## zigbee pairing instructions

If you require any assistance, you can speak to our customer service team directly via phone on **1300 552 255 (AU)** or **0800 003 329 (NZ)**, or via email at **customer@mercator.com.au**

You can also visit **ikuu.com.au** to access troubleshooting guides and advice on how to get the most from your Mercator Ikuü products, such as guides on scenes and automation.

### 1 Set Up the App

1. Download the Mercator Ikuü app.
2. Tap 'create new account' or 'log in to account'.
3. Follow the in-app prompts and tap 'OK'.

### 2 Connecting a Product to the Hub

1. To pair a Mercator Ikuü Zigbee product to your hub, press the button on the side of the hub once (do not hold). The LED light will blink slowly.
2. Activate your product's pairing mode by following the 'Connect to the App' instructions below. Once in pairing mode, the hub will automatically detect the product and add it to the app.

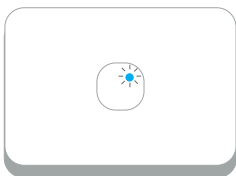
### 3 Connect to the App

To connect your dimmer switch to the app, you must first enter pairing mode. All Mercator Ikuü Zigbee products require a Mercator Ikuü Zigbee hub.

#### Activate Pairing Mode:

Turn the switch off. Press the switch 6 times within 3 seconds, holding on the 6th press until the pairing indicator starts blinking rapidly.

*Note: If the modules are attached in one multi-gang wall plate, each product must be individually paired.*

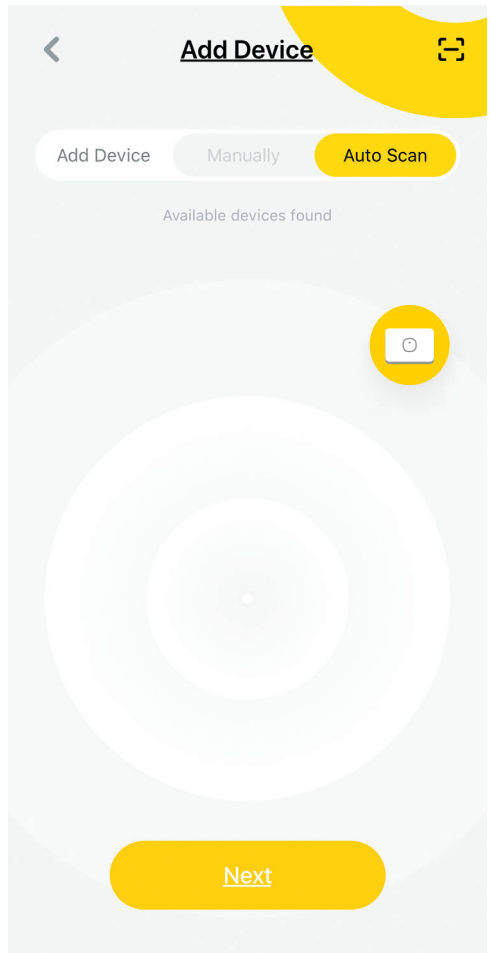


### 3 Connect to the App (Cont.)

#### Pairing Your Product:

If the product isn't paired after completing the steps in 'Connecting a Product to the Hub', follow the steps below. Make sure your product is still in pairing mode.

1. Open the Mercator Ikuü app. Make sure your hub's Zigbee LED isn't flashing. If it is flashing press the button on the side once. It should now stop flashing.
2. Tap + > Add Device > Auto Scan. The discovery process will begin.
3. When your product is discovered, tap 'next'.
4. Once pairing is complete, you can edit your dimmer switch's name (optional).
5. To finish the pairing process, tap 'done'.



## 4 Voice Assistant Setup (Optional)

### Google Assistant

1. Open the google home app and sign in to your google account.
2. Tap + and select Set Up Device > Have Something Already Set Up?
3. Select Mercator Ikuu from the list or type Mercator Ikuu in the search bar.
4. Type in your Mercator Ikuü login details.
5. Tap Link Now > Authorise.

### Amazon Alexa

1. Open the Amazon Alexa app and sign in to your Alexa account.
2. Tap More > Skills & Games.
3. Search for Mercator Ikuü and tap 'enable'.
4. Enter your Mercator Ikuü account details and tap 'link now'.

 **MERCATOR ikuü**  
app features

Want more from your products? The Mercator Ikuü app can help you to customise your smart products any way you like. Detailed guides on these features can be found at [www.ikuu.com.au](http://www.ikuu.com.au).

#### **Rooms**

Separate your products within the app for easy control based on their location.

#### **Scenes**

Control multiple products from any room at the same time.

#### **Automation**

Create triggers that allow products to complete actions automatically. These triggers can be based on time, sensors, or even other products.

#### **Routines**

Use Mercator Ikuü with other household products to create simple voice commands that trigger customised actions based on your daily activities.

#### **Timers**

Use a range of a scheduling and countdown timers that trigger actions.

#### **Alerts**

Manage the kinds of alerts you receive from your products (e.g. security products).


#### **Sharing**

Share access of your products with others.

#### **In-App Customer Service**

Talk to our customer service team directly through the app if you have any issues.

 **MERCATOR ikuü**  
explore the range



Want more Mercator Ikuü? Visit [www.ikuu.com.au](http://www.ikuu.com.au) to explore our whole range of smart products!



For guides on using these features in the app and to see our broad range of smart products, visit [www.ikuu.com.au](http://www.ikuu.com.au)

You can speak to our customer service team directly via phone on **1300 552 255 (AU)** or **0800 003 329 (NZ)**, or via email at [customer@mercator.com.au](mailto:customer@mercator.com.au)