

# MERCATOR ikuü

## zigbee pairing instructions

If you require any assistance, you can speak to our customer service team directly via phone on **1300 552 255 (AU)** or **0800 003 329 (NZ)**, or via email at **customer@mercator.com.au**

You can also visit **ikuu.com.au** to access troubleshooting guides and advice on how to get the most from your Mercator Ikuü products, such as guides on scenes and automation.

### 1 Set Up the App

1. Download the Mercator Ikuü app.
2. Tap 'create new account' or 'log in to account'.
3. Follow the in-app prompts and tap 'OK'.

### 2 Connecting a Product to the Hub

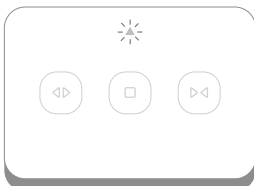
1. To pair a Mercator Ikuü Zigbee product to your hub, press the button on the side of the hub once (do not hold). The LED light will blink slowly.
2. Activate your product's pairing mode by following the 'Connect to the App' instructions below. Once in pairing mode, the hub will automatically detect the product and add it to the app.

### 3 Connect to the App

To connect your power point to the app, you must first enter pairing mode. All Mercator Ikuü Zigbee products require a Mercator Ikuü Zigbee hub.

#### Activate Pairing Mode:

Touch and hold any of the touch switches on the blind controller for 5 seconds. The pairing indicator will start to blink rapidly (approx. 8 times every 5 seconds).

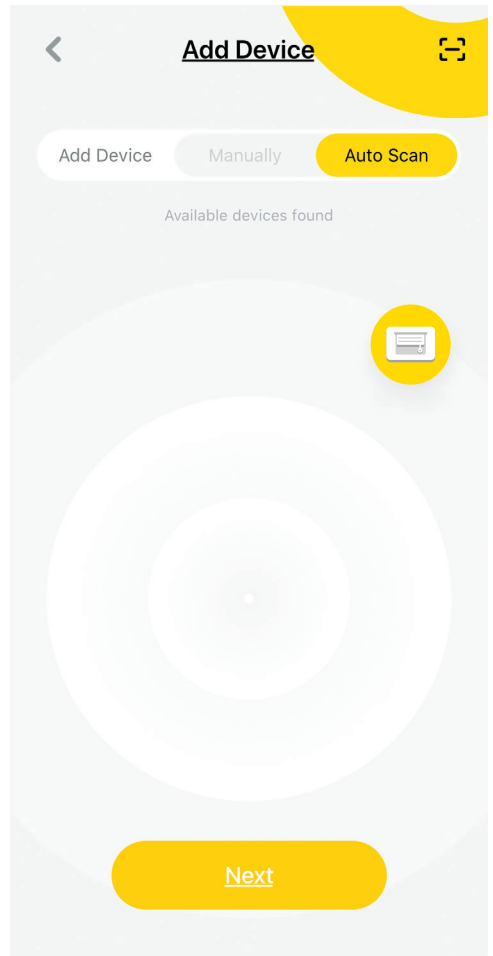


### 3 Connect to the App (Cont.)

#### Pairing Your Product:

If the product isn't paired after completing the steps in 'Connecting a Product to the Hub', follow the steps below. Make sure your product is still in pairing mode.

1. Open the Mercator Ikuü app. Make sure your hub's Zigbee LED isn't flashing. If it is flashing press the button on the side once. It should now stop flashing.
2. Tap + > Add Device > Auto Scan. The discovery process will begin.
3. When your product is discovered, tap 'next'.
4. Once pairing is complete, you can edit your blind controller's name (optional).
5. To finish the pairing process, tap 'done'.



## 4 Voice Assistant Setup (Optional)


### Google Assistant

1. Open the google home app and sign in to your google account.
2. Tap + and select Set Up Device > Have Something Already Set Up?
3. Select Mercator Ikuu from the list or type Mercator Ikuu in the search bar.
4. Type in your Mercator Ikuu login details.
5. Tap Link Now > Authorise.

### Amazon Alexa

1. Open the Amazon Alexa app and sign in to your Alexa account.
2. Tap More > Skills & Games.
3. Search for Mercator Ikuu and tap 'enable'.
4. Enter your Mercator Ikuu account details and tap 'link now'.

 explore the range



Want more Mercator Ikuu? Visit [www.ikuu.com.au](http://www.ikuu.com.au) to explore our whole range of smart products!



 app features

Want more from your products? The Mercator Ikuu app can help you to customise your smart products any way you like. Detailed guides on these features can be found at [www.ikuu.com.au](http://www.ikuu.com.au).

#### Rooms

Separate your products within the app for easy control based on their location.

#### Scenes

Control multiple products from any room at the same time.

#### Automation

Create triggers that allow products to complete actions automatically. These triggers can be based on time, sensors, or even other products.

#### Routines

Use Mercator Ikuu with other household products to create simple voice commands that trigger customised actions based on your daily activities.

#### Timers

Use a range of a scheduling and countdown timers that trigger actions.

#### Alerts

Manage the kinds of alerts you receive from your products (e.g. security products).

#### Sharing

Share access of your products with others.

#### In-App Customer Service

Talk to our customer service team directly through the app if you have any issues.

For guides on using these features in the app and to see our broad range of smart products, visit [www.ikuu.com.au](http://www.ikuu.com.au)

You can speak to our customer service team directly via phone on **1300 552 255 (AU)** or **0800 003 329 (NZ)**, or via email at [customer@mercator.com.au](mailto:customer@mercator.com.au)